


Protecta-Line pipe





A multi-layered PE pipe with an embedded aluminium barrier layer. It is designed to safely transport drinking water in land which is contaminated or has the potential to be contaminated in the future.



Range / pressure rating

OD (mm)	SDR	Pressure rating	Material
25	11	12.5 bar	PE80
32			
63	11	16 bar	PE100
90 to 180	11	16 bar	PE100
	17	10 bar	PE100
225 to 630	11	16 bar	PE100
	17	10 bar	PE100

Colours

Material	Description	Colour
PE80	Black core and light blue outer with brown stripes.	 
PE100	Black core and dark blue outer with brown stripes.	 

Pipe diameter ≤ 180mm pipe has four brown stripes; > 180mm pipe has eight brown stripes.

Standards / approvals

The Water Supply Regulation 31/33	BS EN 12201-2	WRAS Approved	BS 8588
-----------------------------------	---------------	---------------	---------

Certification

		
1606501 1511343 1505514 1302025	BS EN 12201-2 KM 508224	BS 8588 KM 695717

Lengths

Pipes ≤ 180mm in diameter are available in coiled lengths of 25m, 50m or 100m.

Pipes 63mm – 630mm in diameter are also available in straight lengths of 6 or 12m.

Other lengths may be produced at customer's request.

Markings

As a minimum requirement, the following information is marked indelibly and linearly at intervals along the pipe:

• Manufacturers identification: GPS	• Material designation: PE100 or PE80
• System: Protecta-Line	• Nominal size: 180mm (example)
• Pipe composition: PE Pipe with AL Barrier	• SDR value: Water
• Standard and pipe type: BS 8588 TYPE A	• Continuous pressure rating at 20°C: 10 bar (example)

The pipes are marked with the following three times per metre:

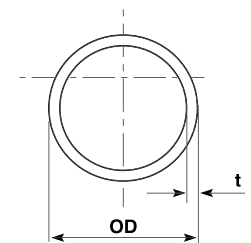
- Application: **Water**

Batch number format

8 Digit Code	Extruder Number	Shift Number	Week Number	Year
		1 & 2	3 & 4	5 & 6
	01-23	01 - 14	01 - 52	01-99

Pipe dimensions – water applications (BS EN 12201-2)

Size* (mm)	SDR	Mix OD (mm)	Max OD (mm)	Mean Bore (mm)	Min t (mm)	Max t (mm)	Approx Weight (kg/m)
25	11	26.2	27.4	20.0	3.0	3.7	0.3
32	11	33.3	34.5	26.0	3.7	4.4	0.4
63	11	64.3	65.6	50.9	6.5	7.6	1.3
90	11	92.2	93.5	72.9	9.3	10.7	2.6
	17	92.2	93.5	78.8	6.5	7.5	1.9
110	11	112.2	113.5	89.2	11.1	12.7	3.7
	17	112.2	113.5	96.3	7.7	8.8	2.7
125	11	127.2	128.5	101.2	12.5	14.2	4.7
	17	127.2	128.5	109.6	8.5	9.8	3.4
160	11	163.2	165.1	130.4	15.8	17.9	7.6
	17	163.2	165.1	141.1	10.7	12.4	5.4
180	11	183.3	185.4	146.8	17.6	20.0	9.5
	17	183.3	185.4	158.8	11.9	13.7	6.8
225	11	227.3	229.5	182.5	21.7	24.4	14.5
	17	227.3	229.5	197.4	14.6	16.6	10.3
250	11	252.3	254.9	203	23.9	26.8	17.7
	17	252.3	254.9	219.6	16.0	18.3	12.4
280	11	282.3	285.1	227.4	26.6	29.8	22.0
	17	282.3	285.1	245.9	17.8	20.1	15.4
315	11	317.3	320.2	255.7	29.8	33.3	27.6
	17	317.3	320.2	276.6	19.9	22.4	19.3
355	11	357.3	360.6	288.3	33.4	37.3	34.8
	17	357.3	360.6	311.6	22.3	25.1	24.3
400	11	402.3	405.8	324.8	37.5	41.8	43.9
	17	402.3	405.8	351.3	24.9	27.9	30.4
450	11	452.3	456.1	365.4	42.1	46.8	55.3
	17	452.3	456.1	395.2	27.9	31.2	38.2
500	11	502.3	506.4	406	46.6	51.8	67.9
	17	502.3	506.4	439.0	30.9	34.5	46.9
560	11	562.3	566.8	454.9	52.0	57.7	84.7
	17	562.3	566.8	491.8	34.4	38.4	58.4
630	11	632.3	637.2	511.6	58.4	64.8	106.9
	17	632.3	637.2	553.2	38.6	43.0	73.6



* The size is the nominal core pipe outside diameter. Other diameters, SDRs and lengths can be made subject to a minimum order value.